

DIAGRAMS & PARTS LIST

IK-12MAX


TORCH SP-300



9Y3-12B09-2

91-A

DIAGRAM



PARTS LIST

ITEM NO.	PART NAME	Q'TY	STOCK NO.	REMARKS
1	Pipe arm	1	60030321	Standard 500mm
2	Arm holder	1	60030301	
3	Torch holder (C Type)	1	60030344	
4	V-cutter holder	1	60030345	
5	Distributor	1	60013251	Except U.S.A.
			60013252	U.S.A. only
			60013256	K.E. only
6	Hose for jet oxygen	2	60030322	Except U.S.A.
			60030323	U.S.A. only
7	Hose for pre oxygen	2	60030324	Except U.S.A.
			60030325	U.S.A. only
8	Hose for gas	2	60030326	Except U.S.A.
			60030327	U.S.A. only
9	Torch	2	60010651	Except U.S.A.
			60010652	U.S.A. only
10	Spanner	1	60030309	
11	Screw driver	1	60030310	
12	Tip cleaner	1	60030311	
13	Hose band	2	60030312	Except U.S.A.
14	Nut for oxygen	1	60015001	Except U.S.A. M16, P1.5
15	Hose connector for oxygen	1	60015003	Except U.S.A. 5/16"
16	Nut for gas	1	60015002	Except U.S.A. M16, P1.5, Right
17	Hose connector for gas	1	60015004	Except U.S.A. 3/8
18	Weight	1	60030346	
19	Hex bolt	2	BH-10x35	M10x35
20	Washer	2	WF-10	φ10

ITEM NO.	PART NAME	Q'TY	STOCK NO.	REMARKS
82	Hose joint	1	60012917	K.E. only
83	Hose joint	1	60012904	K.E. only



KOIKE SANSO KOGYO CO., LTD.

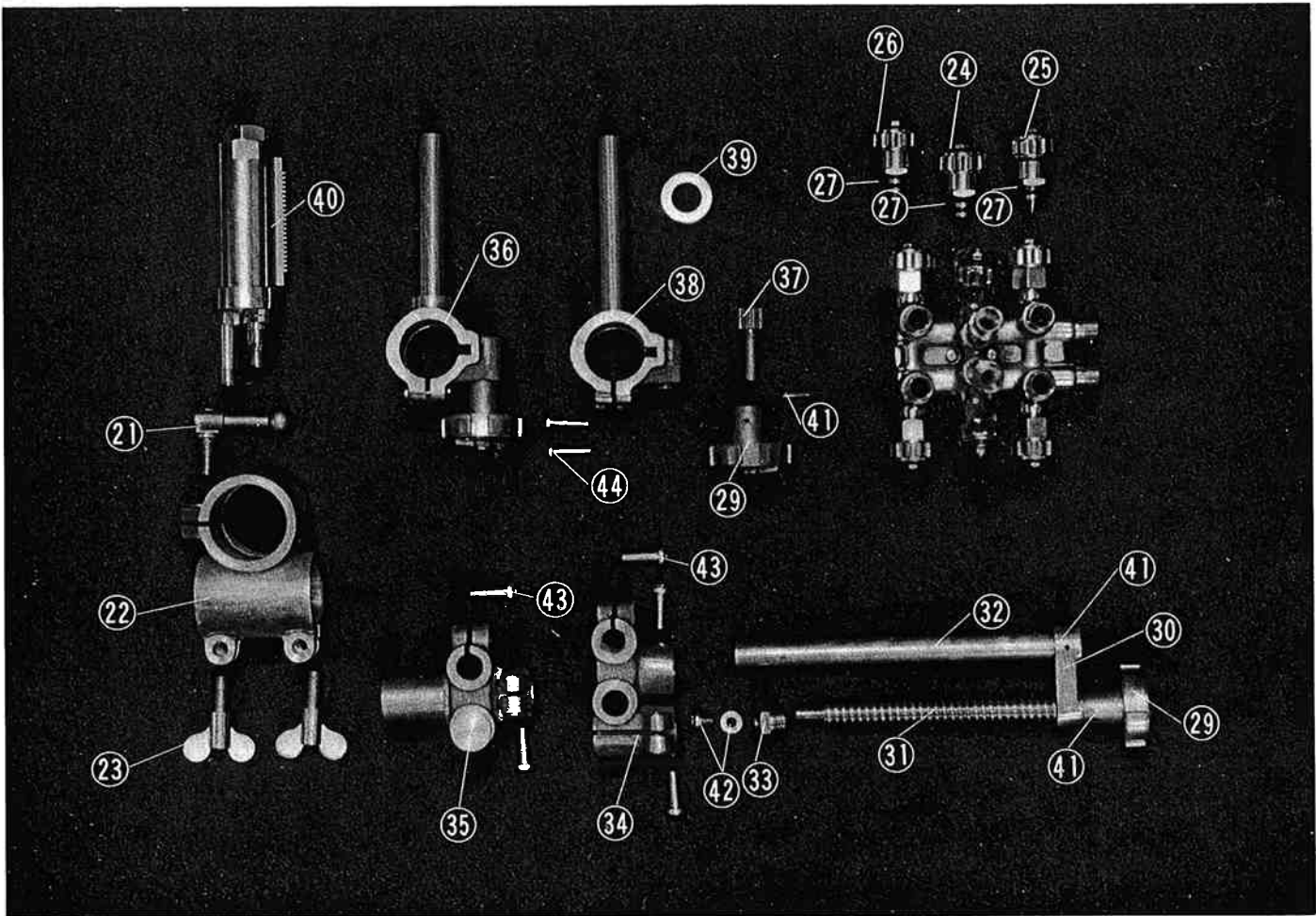
3-1, Shinden 2-chome, Ichikawa, Chiba, 272, Japan
Facsimile: 047-378-8393

Telex: 2993-105 KSKSEI J
Phone: 047-376-3211



IK-12MAX TORCH SP-300

DIAGRAM




PARTS LIST

ITEM NO.	PART NAME	Q'TY	STOCK NO.	REMARKS
21	Crank handle	1	60030313	
22	Bar holder	1	60030314	
23	Wing bolt	2	60030315	
24	Valve for jet oxygen	2	60015251	Except K.E.
			60015252	K.E. only
25	Valve for pre oxygen	2	60015255	Except K.E.
			60015258	K.E. only
26	Valve for gas	2	60015256	
27	O-Ring		60005026	
28	Distributor body	1	60013253	Except U.S.A.
	Distributor body	1	60013254	U.S.A. only
29	Handle	2	60030223	
30	Screw metal	1	60030347	
31	Screw	1	60030348	
32	Guide bar	1	60030349	
33	Bush	1	60030350	
34	Torch slide base	1	60030351	
35	Torch holder bracket	1	60030352	
36	Torch holder assembly	2	60030353	
37	Pinion	2	60030354	
38	Torch holder	2	60030355	
39	Graduation collar	2	60030356	With screw
40	Torch rack	2	60010653	With screw
41	Spring pin	4	PR-2.5x16	φ2.5x16
42	Screw	1	SP-5x8	With washer, M5x8
43	Screw	5	SP-6x18	M6x18
44	Screw	4	SP-4x18	M4x18



IK-12MAX TORCH SP-300

DIAGRAM



PARTS LIST

ITEM NO.	PART NAME	Q'TY	STOCK NO.	REMARKS
45	Crossfeed handle assembly	1	60030316	
46	Handle	1	60030317	
47	Pinion metal	1	60030318	
48	Pinion	1	60030319	
49	Cross feed table holder	1	60030329	
50	Crank handle	1	60030313	
51	Torch holder bracket	1	60030391	
52	Wing bolt	2	60030392	
53	Up/down handle assembly	1	60030357	
54	Handle	1	60030223	
55	Screw metal	1	60030358	
56	Screw	1	60030359	
57	Up/down holder assembly	1	60030360	
58	Slide bar	1	60030361	
59	Fixing plate	1	60030331	
60	Hex nut	1	60030332	
61	Ling arm (A)	2	60030333	
62	Ling arm (B)	2	60030334	
63	Bearing shaft (A)	2	60030335	
64	Bearing shaft (B)	1	60030336	
65	Bearing shaft (C)	1	60030337	
66	Guide roller fixing shaft (A)	1	60030338	With stop ring
67	Guide roller holder	1	60030339	
68	Guide roller shaft (B)	1	60030340	
69	Guide roller shaft assembly	1	60030341	
70	Guide roller	1	60030342	

ITEM NO.	PART NAME	Q'TY	STOCK NO.	REMARKS
71	Roller nut	1	60030343	
72	Spring pin	2	PR-2.5x16	φ2.5x16
73	Screw	1	SP-6x14	M6x14
74	Hex bolt	1	BH-6x12	M6x12
75	Wing nut	1	NB-6	M6
76	Hex nut	8	NH-6	M6
77	Washer	8	WF-6	M6x16
78	Wing bolt	3	BS-6x16	φ12
79	Washer	1	WF-12	M12
80	Hex nut	1	NH-12	
81	Tip fixing nut	1	60005020	



KOIKE SANSO KOGYO CO., LTD.

3-1, Shinden 2-chome, Ichikawa, Chiba, 272, Japan
Facsimile: 047-378-8393

Telex: 2993-105 KSKSEI J
Phone: 047-376-3211